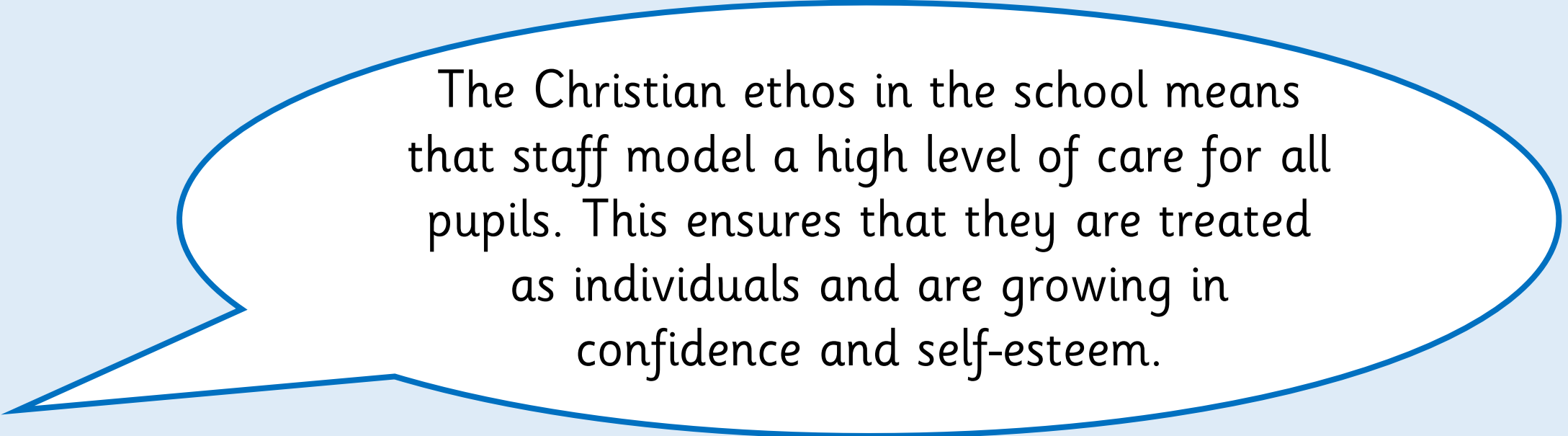


Welcome to

Holy Trinity C of E Primary School








The Christian ethos in the school means that staff model a high level of care for all pupils. This ensures that they are treated as individuals and are growing in confidence and self-esteem.

SIAMS
(June 2017)



Teachers have high expectations of all pupils and have a very deep understanding of their individual needs.

OFSTED
(March 2017)

Reception Staff

Miss Fran Mitchell	-	Class Teacher
Mrs Rachel Clarke	-	Teaching Assistant
Mrs Helen Davis	-	1:1 Teaching Assistant (mornings)
Miss Charlie Horsey	-	1:1 Teaching Assistant (afternoons)
Mrs Lynda Britton	-	PPA Teacher (Tuesday Morning)




Phased School Entry

The children will have a phased entry to school. This allows all the children settle into school regardless of their pre school experience. We will also use this time to get to know your child and the things they enjoy.

Week Beginning	AM	PM
Week 1 Thurs 2 nd Sept	INSET DAY	INSET DAY
Week 2 6 th September	Group A (8.45 – 11.30)	Group B (12.25 – 3.10pm)
Week 3 13 th September	All Children (8.45 – 11.45)	Virtual Parent Meetings
Week 4 20 th September	All Children inc. lunch (8.45 – 1pm)	Virtual Parent Meetings
Week 5 27 th September	All children Full Time	

First Day of School

- You will bring your child to the Reception Outdoor Area at 8.45am if you child is in Group A
- Group B children will be brought to the main office at 12.30pm, where they Reception team will greet them.
- Upset Children - we will comfort them and find an activity that interests them.
- Hang coat and put water bottle away
- Put book bag in box
- Wash hands
- Sit on carpet ready for registration



Tapestry

- We use Tapestry (an online Learning Journey) as a way to share your child's learning with you and to assess the progress that they are making.
- You will receive a notification when an observation has been posted
- You are able to upload observations from home which allows for us to create a picture of your child as a whole
- You can download the Tapestry App on your phone / tablet for easy access.



Assessment

- In the first few weeks of school your child will be assessed in all Areas of Learning. This will be done through play based activities.
- We will also complete the DfE Statutory Baseline which assesses maths and literacy.
- Throughout the year your child will be assessed across the curriculum, including in Phonics and Maths.

Learning through 'Play'

- Our curriculum is structured by New Early Years Foundation Stage Curriculum. It is split into Prime and Specific Areas of Learning.
- Prime Areas underpin children learning and provide the skills to help them achieve the Specific Areas
- Our learning is a mix of focussed teacher led inputs, adult initiated play and child initiated continuous provision
- We will complete outdoor learning once a week
When the children have become settled.



Communication and Language	Listening, Attention and Understanding
	Speaking
Personal, Social and Emotional Development	Self – Regulation
	Managing Self
	Building Relationships
Physical Development	Gross Motor Skills
	Fine Motor Skills

← Prime Areas

Specific Areas →

Literacy	Comprehension
	Word Reading
	Writing
Mathematics	Number
	Numeral Patterns
Understanding the World	Past and Present
	People, Culture and Communities
	The Natural World
Expressive Arts and Design	Creating with Materials
	Being Imaginative and Expressive

Snack and Lunch

- A piece of fruit is provided everyday
- Children can bring in their own healthy snack
- Milk needs to be ordered through 'Cool Milk'
- Children get free Milk until week before they turn 5
- Lunch
 - Hot Dinners (Main, Vegetarian or Baguette / Jacket Potato
 - Sandwiches
- Your child needs a named water bottle so they can regularly access water.



Uniform



- Black Velcro Shoes - Low heel and NO open toes
- Burgundy School jumper or Cardigan
- Blue polo shirts
- Grey elasticated trousers / skirts
- No jewellery – only stud earrings
- Please tie back long hair
- Wear PE Kit to school on PE Day
- House t – shirt with navy / black shorts
- PE goes home half termly
- Earrings
 - Leave out on PE days
 - Cover with Mircopore Tape

socks

jumpers

trousers

skirts

bags

Polo shirts

SHOES!!

drink bottles

PE Kit

NAME

EVERYTHING!

Encouraging Independence

- Recognise first name
- Put on coat and do it up
- Get dressed without help
- Turn clothes in the right way
- Tidy away toys
- Make their needs known to adults
- Wash hands
- Go to the toilet independently
- Ask to go to the toilet
- Don't worry if they have a toilet accident in the first few weeks
- Expose children to Hand Dryers!
- Put spare pants, socks, trousers in PE bag.



Behaviour Policy

The overarching principle, for our school's behaviour comes from the bible teaching of “...*do to others what you would have them do to you ...*” (Matthew 7:12).

Our expectations are:

Be Ready

- to learn
- to help
- to listen

Be Respectful

- of others' property
- of others' beliefs and religion
- of others' culture
- of others' efforts and abilities

Be Safe

- by helping to maintain a clean and tidy environment
- by following instructions for this purpose
- by looking out for others in harms way
- by reporting incidents and events that make you, or others, feel uncomfortable, hurt or unsafe



Medical Information

- Inhalers: named and kept in school
- Complete medical forms (Allergies, food intolerances, medical conditions)
- If your child needs medicine administered regularly this needs to be discuss with school staff
- If your child has sickness / diarrhoea please keep at home for 48 hours after last bout of sickness



Parent Helpers

- If you would like to become a parent helper you need to complete a DBS form
 - Educational Visits
 - Listening to the children read
 - Forest School
 - Talking about your job
 - Arts and crafts

Information Pack



Please return all forms to the office ASAP

Make sure the office have a copy of your child's Birth Certificate

FSM are different to Universal Free School Meals allows school
to get more funding to support children

A Positive Start

- Be organised and include your child in getting things ready for school
- Talk about what to expect at school but do not add extra pressure
- Reassure your child that you'll return at the end of the day
- Make sure they get lots of sleep – they will be exhausted!!
- Be on time for collection
- Let them make friends

